


Wall Mounting the MICROSIELD* Hoop Wall Bracket

(suitable for the 500ml MICROSIELD* Antimicrobial Hand Gel Bottle)

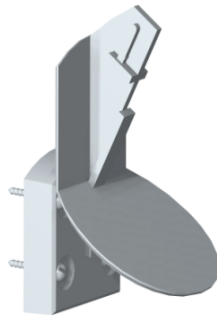
MD089 - Portable Model

FIG 1



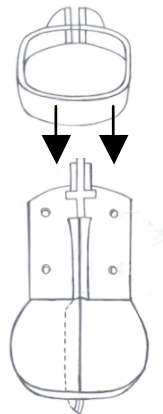
Attach the clip in base to the wall using an appropriate wall fastening dependent on wall type. New holes should be created dependent on wall type. If the dispenser is replacing another fixture the

FIG 2



Slot the wall bracket into the groove of the clip in base

FIG 3



Slot the hoop down over the cross joint at the top of the wall bracket.

FIG 4



Place the 500ml bottle through the hoop onto the base of the bracket .

Johnson & Johnson
MEDICAL PTY. LTD.

It's in our nature to care.

* Trademark