

Wall Mounting the MICROSIELD* Hoop Wall Bracket (suitable for the 500ml MICROSIELD* Antimicrobial Hand Gel Bottle) MD088

FIG 1

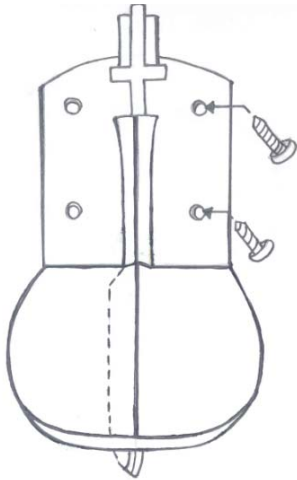


FIG 2

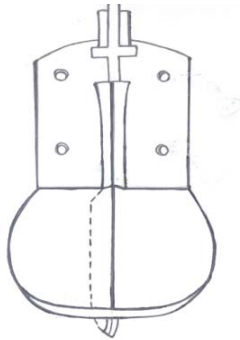
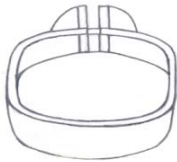
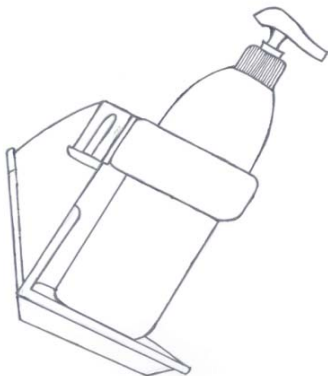


FIG 3



Attach the wall bracket base to the wall using an appropriate wall fastening dependent on wall type. New holes should be created dependent on wall type. If the dispenser is replacing another fixture the dispenser may be mounted using the

Slot the hoop down over the cross joint at the top of the wall bracket.

Place the 500ml bottle through the hoop onto the base of the bracket as shown in Fig 3